

M11/M9

UltraClave®  
Automatic Sterilizer




Ritter®  
by MIDMARK



# What do you want in a sterilizer?

- Patented automatic opening door for fast instrument drying
- Fast and easy use for efficient instrument processing
- Reliable and effective for quality infection control
- Maximum space utilization and a complimentary design for your sterilization area

Our full line of sterilizers address all of your important critical cleaning needs. In fact, we're sure you'll find a Ritter sterilizer that's just right for your practice.





# M11 & M9 Ster

## **Ritter M11 and M9 UltraClave® Automatic Sterilizers**

Today, more than ever, you need products that are reliable and simple to use. Ritter sterilizers couldn't be easier and are time tested for reliability. With either sterilizer, simply load it...set it...and forget it. Select the cycle and the time is set for you. Press "Start" and the sterilizer will fill with the correct amount of water. Once the sterilization process is complete, the door opens automatically and quietly to dissipate the steam, giving you fast drying time for your instruments. Less complexity means better reliability and a cost effective solution for your sterilization needs. It's real convenience!

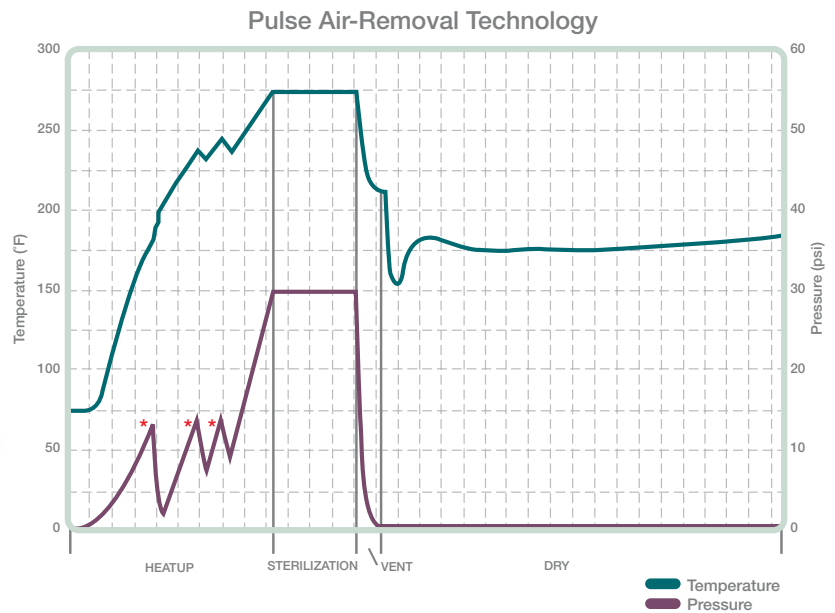


*Both the Ritter M11 and M9 sterilizers provide easy access front fill and drain and easy to understand controls.*

# erilizers



The Steam-Flush Pressure Pulse Air Removal System is so efficient that it can pass the air removal tests required on more complex vacuum steam sterilizer systems, thus ensuring good steam penetration for proper sterilization. The M11 is the largest of the Ritter automatic sterilizers – its unique 11" x 18" chamber gives it the distinction of the largest sterilizing capacity of any standard countertop sterilizer on the market, making it perfect for larger packs and instruments. An optional printer accessory, available on both the M11 and M9, provides records of the cycle, cycle time, temperature and pressure.



Three air removal purges  
 New electronic bellows purge air from chamber three times prior to sterilization for efficient air removal.

Symbol	Cycle Type	Hot Cycle Times*		Cold Cycle Times*		Sterilization Time		Sterilization Temp.	
		M9	M11	M9	M11	M9	M11	M9	M11
	Unwrapped	14 min.	18 min.	19 min.	28 min.	3 min.	3 min.	132° C 270° F	132° C 270° F
	Pouches	17 min.	22 min.	22 min.	32 min.	5 min.	5 min.	132° C 270° F	132° C 270° F
	Packs	40 min.	44 min.	46 min.	56 min.	30 min.	30 min.	121° C 250° F	121° C 250° F

\*Cycle times do not include drying time.  
 Cycle times are approximate and may vary depending on instrument loads.  
 Preset drying time is 30 min. but can be programmable from 0 to 60 minutes.



**Cycle Start Button**  
(Initiates selected cycle)

**Manual Stop Button**  
(Terminates selected cycle or function)

**Self Program Controls**

Programmable controls allow for creation of different cycle parameters for special sterilization needs. Programmable buttons allow you to change the following: Time (3 to 90 minutes), Temperature (230 to 275°F), Dry Time (0 to 60 minutes), Vent (slow or fast) and two program buttons. The #1 and #2 buttons allow you to store the change if desired.

**Pre-Programmed Controls**

Four pre-programmed sterilization cycle controls: Unwrapped (132° C or 270° F for 3 minutes), Pouched (132° C or 270° F for 5 minutes), Packs (121° C or 250° F for 30 minutes), Handpiece (Dental Handpiece use only)

**LCD Display**

Indicates cycle selected, temperature and exposure time for selected cycle. During the cycle, the display shows messages describing status of cycle. When the cycle enters sterilization mode, remaining time is displayed as well as temperature and pressure.

**The Right Thing to Do...For You, For Your Staff and For Your Practice**

You and your staff's time is precious, so why waste it? Break free from your sterilizer with the reliable and efficient Ritter M11 and M9 UltraClave Automatic Sterilizers and spend your time on more important tasks. Make the industry-leading sterilizers your choice for sterilization and have peace of mind.



*The Midmark Steri-Center offers the optimum in sterilization efficiency and storage. With its single direction instrument flow, there are no crossover storage issues to contaminate sterile instruments (available in 8', 10', or 12' configurations). For all your casework needs, please ask for our full-line Midmark casework brochure.*

## Ritter M11, M9, M7

### S P E C I F I C A T I O N S

#### Ritter M11 Specifications

Overall length w/plug: 23.8" (60.5 cm)  
Overall width: 17.8" (45.2 cm)  
Overall height w/printer: 17.8" (45.2 cm)  
Minimum Countertop area:  
17.8" x 21.0" (45.2 x 53.3 cm)

#### Chamber:

11" diameter (28 cm)  
18" depth (45.7 cm)  
6.5 gal. usable volume (24.6 liters)

#### Trays:

Two large - 9" W x 15" L x 1.1" D  
(22.9 cm x 38 cm x 2.9 cm)

Two small - 6.6" W x 15" L x 1.1" D  
(16.8 cm x 38 cm x 2.9 cm)

Unit weight: 99 lbs. (44.9 kg)

Shipping weight: 131 lbs. (59.4 kg)

Water reservoir capacity:  
1.4 gal. (5.3 liters)

#### Electrical Requirements

115 VAC, 50/60 Hz, 15 Amps  
Single Phase

115 VAC has 1425 watt tubular  
immersion heater

UL61010A-1, UL61010A-2-041

CAN/CSA C22.2 No. 1010

CAN/CSA C22.2 No. 1010.2-041-96

Meets the requirements of ASME Boiler  
and Pressure Vessel Code

A separate (dedicated) circuit is  
recommended for this sterilizer

#### Optional Accessories

9A259001 - Impact Dot Matrix Printer  
9A225001 - Sterilizer Deep Tray  
9A226001 - Sterilizer Pouch Rack  
9A307001 - Cool Hand Tool  
(Tray & Cassette Removal Tool)  
9A260001 - External Condensing Tank

#### Ritter M9 Specifications

Overall length w/plug: 20.4" (51.8 cm)  
Overall width: 15.3" (38.9 cm)  
Overall height w/printer: 15.8" (40.1 cm)  
Minimum Countertop area:  
15.3" x 17.9" (38.9 cm x 45.4 cm)

#### Chamber:

9" diameter (22.9 cm)  
15" depth (38.1 cm)  
3.5 gal. usable volume (13.4 liters)

#### Trays:

Two large - 7.3" W x 12" L x .8" D  
(18.6 cm x 30.5 cm x 2.2 cm)

Two small - 5.6" W x 12" L x .8" D  
(14.3 cm x 30.5 cm x 2.2 cm)

Unit weight: 73 lbs. (33.1 kg)

Shipping weight: 81 lbs. (36.7 kg)

Water reservoir capacity:  
1.1 gal. (4.1 liters)

#### Electrical Requirements

115 VAC, 50/60 Hz, 15 Amps  
Single Phase

115 VAC has 1425 watt tubular  
immersion heater

UL61010A-1, UL61010A-2-041

CAN/CSA C22.2 No. 1010

CAN/CSA C22.2 No. 1010.2-041-96

Meets the requirements of ASME Boiler  
and Pressure Vessel Code

A separate (dedicated) circuit is  
recommended for this sterilizer

#### Optional Accessories

9A259001 - Impact Dot Matrix Printer  
9A224001 - Sterilizer Deep Tray  
9A226001 - Sterilizer Pouch Rack  
9A307001 - Cool Hand Tool  
(Tray & Cassette Removal Tool)  
9A260001 - External Condensing Tank

#### Ritter M7 Specifications

Overall length: 19" (48.3 cm)  
Overall width: 14" (35.6 cm)  
Overall height: 13" (33 cm)  
Countertop area:  
Minimum depth 16.5" (41.9 cm)

#### Chamber:

7.5" diameter (19.1 cm)  
15" depth (38.1 cm)  
2.4 gal. usable volume (9.0 liters)

#### Trays:

Two large - 12" L x 5.62" W x .88" D  
(30.5 x 14.3 x 2.2 cm)

One small - 12" L x 4.12" W x .88" D  
(30.5 x 10.5 x 2.2 cm)

Unit weight: 30 lbs. (13.6 kg)

Shipping weight: 34 lbs. (17.7 kg)

Water reservoir capacity:  
1.31 gal. (4.9 liters)

#### Electrical Requirements

115 VAC, 60 Hz, 10 Amps  
Single Phase

115 VAC has 1136 watt tubular  
immersion heater

230V, 50H, 5 Amps  
Single Phase

UL61010A-1, UL61010A-2-041

CAN/CSA C22.2 No. 1010

CAN/CSA C22.2 No. 1010.2-041-96

#### Installation

Use on laminate, stainless steel or stone  
surfaces. Allow 2.0" (5.08 cm) on sides  
and rear and 12" (30.5 cm) above, to  
allow space to fill the reservoir and for  
cooling processed trays.



#### Ritter M9D and M11D AutoClave® Sterilizers

*The Ritter M9D and M11D AutoClave Automatic Sterilizers, an economical option to the M9 and M11 UltraClaves, offer easy, effective sterilization. One button starts the cycle, then manually open the door within 30 minutes of completion to activate the dry cycle. This extra step is the only difference between the M9D and M11D and their fully automatic counterparts.*



#### Ritter M7 SpeedClave® Self-Contained Sterilizer

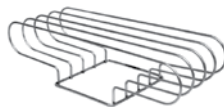
*The speedy M7 is the perfect choice for anyone looking for an effective, manual sterilizer...at an unbelievably low price. It sterilizes both wrapped and unwrapped instruments, linen packs and glassware. From a cold start, unwrapped instruments take only 1 1/2 minutes...starting hot, it's just 9 minutes! The M7, the "workhorse of sterilizers," is an investment that will last...and last.*



**Impact Dot Matrix Printer**  
7.5" L x 4.4" W x 2.25" H  
Prints cycle information



**Deep Tray**  
M9: 13.25" L x 7.25" W x 2.5" H  
M11: 16" L x 9.15" W x 3.25" H  
Accommodates larger instruments



**Pouch Rack**  
12" L x 4.5" W x 3" H  
Separates pouches for proper steam penetration and drying



**External Condensing Tank**  
8" L x 8" W x 13.25" H  
Collects the dispersed steam during venting

**Midmark is an ISO 13485  
and ISO 9001 Certified  
Company.**

For more information  
or a demonstration, contact  
your Ritter or Midmark  
Dealer, or contact Midmark  
Corporation, Versailles, Ohio.  
Call: 1-800-MIDMARK  
Fax: 1-800-365-8631  
midmark.com

**Ritter®**  
by MIDMARK